





























WTOC 2018, PreO Open

09.08.2018

Overall

No	Name	Country	Course 1			Course 2			Total		Place
			Pts	Sec	Place	Pts	Sec	Place	Pts	Sec	
449	Jan Furucz	Slovakia	28	12.5s	1	33	18s	1	61	30.5s	1
435	Geir Myhr Oien	Norway	28	21.5s	2	33	21.5s	4	61	43s	2
411	Antti Rusanen	Finland	28	27.5s	3	33	18s	1	61	45.5s	3
458	Stig Gerdtman	Sweden	28	90s	9	33	25s	5	61	115s	4
444	Joao Pedro Valente	Portugal	28	96s	10	33	75s	6	61	171s	5
413	Pinja Makinen	Finland	27	24.5s	13	33	18.5s	3	60	43s	6
459	William Rex	Sweden	27	93.5s	20	33	81s	7	60	174.5s	7
406	Pavel Kurfurst	Czech Republic	28	85s	6	31	12.5s	16	59	97.5s	8
422	Alessio Tenani	Italy	28	85s	6	31	30.5s	22	59	115.5s	9
462	Mykola Opanasenko	Ukraine	27	84.5s	18	32	83.5s	14	59	168s	10
423	Michele Cera	Italy	27	211s	26	32	26s	11	59	237s	11
403	Tomislav Varnica	Croatia	27	149s	25	32	177s	15	59	326s	12
457	Jens Andersson	Sweden	26	30.5s	27	32	21s	10	58	51.5s	13
461	Yevhen Hoienko	Ukraine	28	81s	5	30	16s	28	58	97s	14
405	Tomas Lestinsky	Czech Republic	26	82s	30	32	27s	12	58	109s	15
418	Tom Dobra	Great Britain	27	28s	14	31	87s	24	58	115s	16
431	Andrius Jovaisa	Lithuania	27	94s	21	31	30s	21	58	124s	17
436	Lars Jakob Waaler	Norway	27	133.5s	23	31	14.5s	17	58	148s	18
438	Sondre Ruud Braten	Norway	28	140s	11	30	21s	30	58	161s	19
404	Libor Forst	Czech Republic	28	89s	8	30	72.5s	33	58	161.5s	20
414	Sami Hyvonen	Finland	28	80s	4	29	10s	37	57	90s	21
437	Sigurd Daehli	Norway	27	21s	12	30	82s	35	57	103s	22
415	Christian Gieseler	Germany	26	89s	33	31	25s	20	57	114s	23
434	Mark Heikoop	Netherlands	27	95.5s	22	30	19s	29	57	114.5s	24
430	Laura Eliza Lapina	Latvia	26	91.5s	34	31	23s	19	57	114.5s	24
451	Emil Kacin	Slovenia	25	143s	44	32	18.5s	9	57	161.5s	26
424	Renato Bettin	Italy	25	156.5s	46	32	27.5s	13	57	184s	27
460	Vitaliy Kyrychenko	Ukraine	26	88s	31	31	142s	26	57	230s	28
433	Robertas Stankevici	Lithuania	27	34s	15	29	21.5s	40	56	55.5s	29
401	Iva Lovrec	Croatia	27	77s	17	29	21.5s	39	56	98.5s	30
439	Bartłomiej Mazan	Poland	27	57s	16	29	50s	42	56	107s	31
452	Kreso Kerestes	Slovenia	26	114.5s	35	30	23.5s	31	56	138s	32
442	Edgar Domingues	Portugal	27	86s	19	29	78s	43	56	164s	33
417	Nick Barrable	Great Britain	26	88.5s	32	30	77.5s	34	56	166s	34
425	Kentaro Iwata	Japan	24	221s	57	32	15s	8	56	236s	35
412	Juha Hiirsalmi	Finland	24	20s	47	31	17.5s	18	55	37.5s	36
448	Dusan Furucz	Slovakia	25	25.5s	39	30	12.5s	27	55	38s	37
402	Ivo Tisljar	Croatia	24	139s	52	31	80.5s	23	55	219.5s	38

No	Name	Country	Course 1			Course 2			Total		Place
			Pts	Sec	Place	Pts	Sec	Place	Pts	Sec	
420	Chun Ho Ho	 Hong Kong	24	137.5s	51	31	89.5s	25	55	227s	39
428	Ilze Lapina	 Latvia	26	207.5s	38	29	98.5s	44	55	306s	40
427	Masamichi Onishi	 Japan	24	39.5s	48	30	27.5s	32	54	67s	41
456	Jorge CaracaValente Barrera	 Spain	24	155s	55	30	107.5s	36	54	262.5s	42
443	Ines Domingues	 Portugal	26	72s	28	27	12s	49	53	84s	43
450	Marian Miklus	 Slovakia	26	78s	29	27	20s	50	53	98s	44
426	Masayuki Tashiro	 Japan	25	84s	41	28	17.5s	45	53	101.5s	45
416	John Kewley	 Great Britain	24	93s	49	29	20.5s	38	53	113.5s	46
432	Gintaras Mikolavicius	 Lithuania	25	114.5s	42	28	53.5s	47	53	168s	47
407	Karin Biering	 Denmark	26	156s	36	27	96s	52	53	252s	48
455	Hector Lorenzo Yustos	 Spain	26	159.5s	37	27	97.5s	53	53	257s	49
440	Jacek Wieszaczewski	 Poland	25	82s	40	27	81.5s	51	52	163.5s	50
453	Mateja Kerestes	 Slovenia	27	144s	24	25	84.5s	57	52	228.5s	51
419	Chi Hang Liang	 Hong Kong	23	90s	58	28	81.5s	48	51	171.5s	52
429	Kristaps Mierlauks	 Latvia	22	150.5s	61	29	28.5s	41	51	179s	53
441	Joanna Puternicka	 Poland	25	141s	43	26	77.5s	56	51	218.5s	54
409	Tobias Biering	 Denmark	24	147.5s	53	27	136s	54	51	283.5s	55
421	Yau Chiu Hui	 Hong Kong	25	151.5s	45	24	18.5s	60	49	170s	56
463	Mika LatvaKokko	 United States	21	151s	63	28	31.5s	46	49	182.5s	57
445	Eduard Oginskii	 Russian Federation	24	150.5s	54	25	86s	58	49	236.5s	58
465	Sharon Crawford	 United States	21	129s	62	27	158.5s	55	48	287.5s	59
464	Mike Poulsen	 United States	22	103.5s	59	25	104s	59	47	207.5s	60
454	Enrique Rolland Lopez de Coca	 Spain	24	212s	56	23	149s	62	47	361s	61
408	Lars Ole Dahl Larsen	 Denmark	24	97s	50	22	217.5s	64	46	314.5s	62
447	Dmitry Kucherenko	 Russian Federation	22	103.5s	59	23	87s	61	45	190.5s	63
446	Marina Borisenkova	 Russian Federation	20	238s	64	22	159s	63	42	397s	64